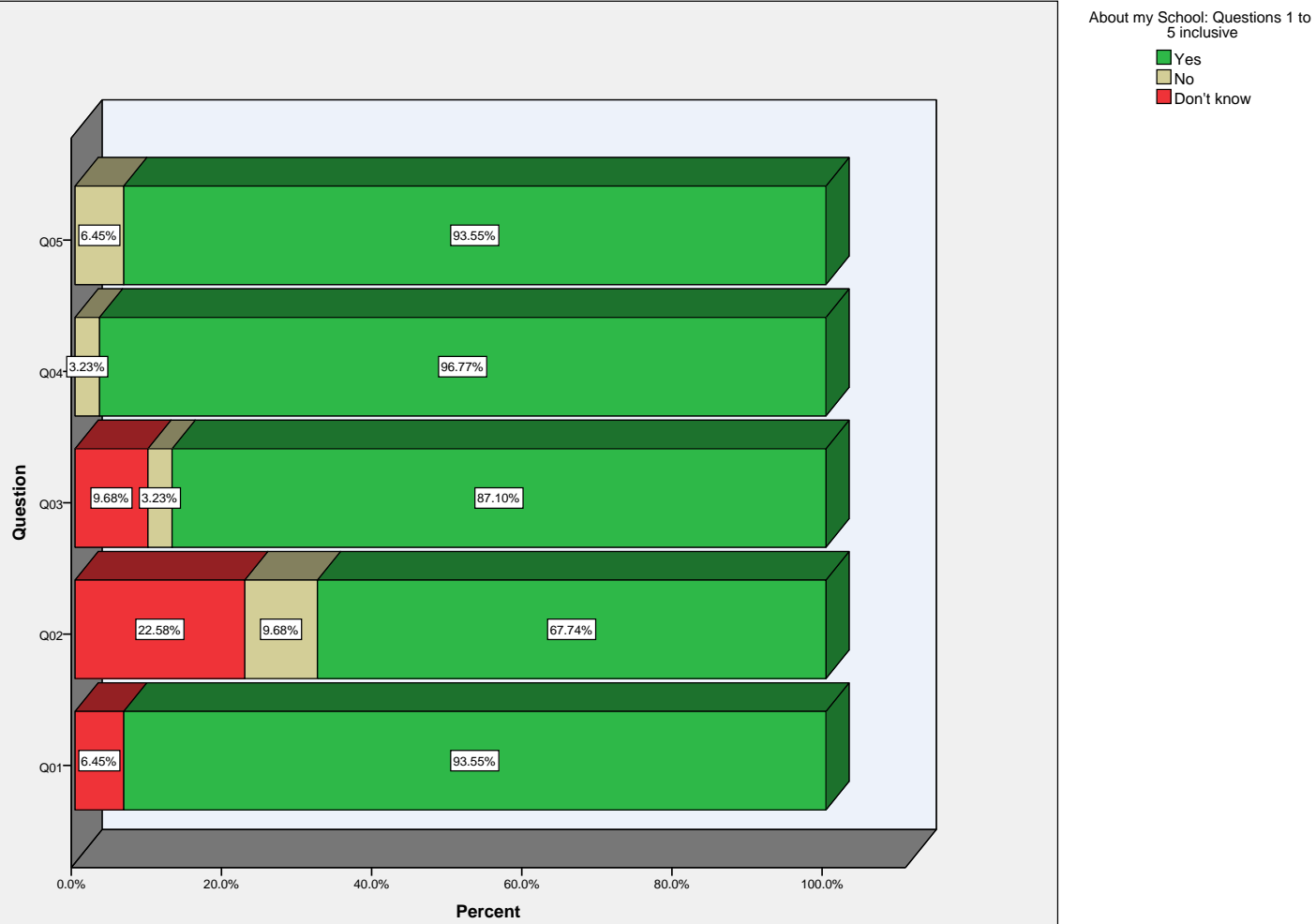



Summary statistics for questions 1 to 23 inclusive^a

	Yes Row N %	No Row N %	Don't know Row N %
Q1. I get on well with the other children in my school.	93.5%	0.0%	6.5%
Q2. The children in my class behave well.	67.7%	9.7%	22.6%
Q3. I feel safe in the playground.	87.1%	3.2%	9.7%
Q4. I feel safe in my class.	96.8%	3.2%	0.0%
Q5. I know the school rules.	93.5%	6.5%	0.0%
Q6. Everyone in my class is treated fairly.	71.0%	3.2%	25.8%
Q7. The teachers talk to us about what to do if someone is being bullied.	100.0%	0.0%	0.0%
Q8. I can talk to a teacher if I am upset about something in school.	80.6%	6.5%	12.9%
Q9. I like school.	32.3%	48.4%	19.4%
Q10. My teacher explains things clearly.	93.5%	0.0%	6.5%
Q11. We work in groups most days.	41.9%	38.7%	19.4%
Q12. I am doing well at reading.	74.2%	0.0%	25.8%
Q13. I am doing well at Maths.	61.3%	16.1%	22.6%
Q14. I use computers / the interactive whiteboard in school most days.	61.3%	22.6%	16.1%
Q15. My teacher usually corrects the work I do.	96.8%	3.2%	0.0%
Q16. My teacher tells me how to improve my work.	80.6%	9.7%	9.7%
Q17. I make changes to my work after the teacher corrects it.	41.9%	41.9%	16.1%
Q18. The teacher listens to me.	80.6%	9.7%	9.7%
Q19. I enjoy my lessons and learning.	51.6%	19.4%	29.0%
Q20. I am doing well with my homework.	80.6%	12.9%	6.5%
Q21. There is a Green Schools Committee in my school.	83.9%	0.0%	16.1%
Q22. There is a students' council in my school.	3.2%	74.2%	22.6%
Q23. This is a good school.	74.2%	6.5%	19.4%

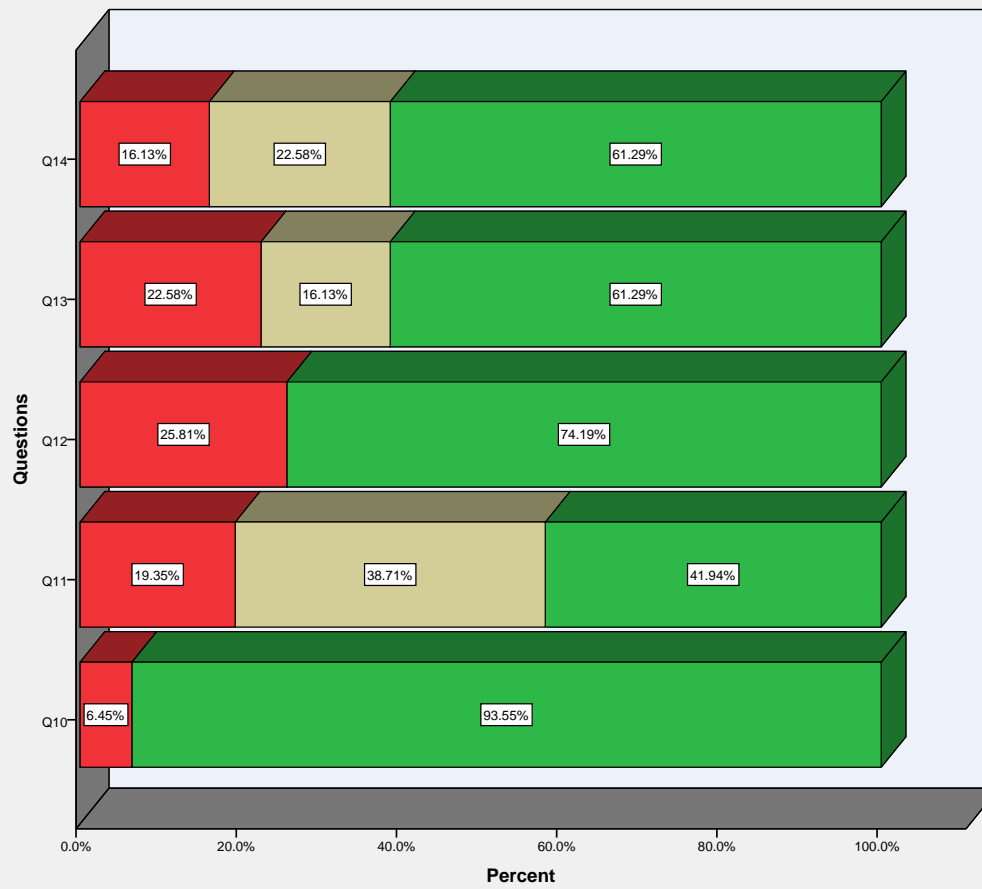
a. Roll Number = 18887A





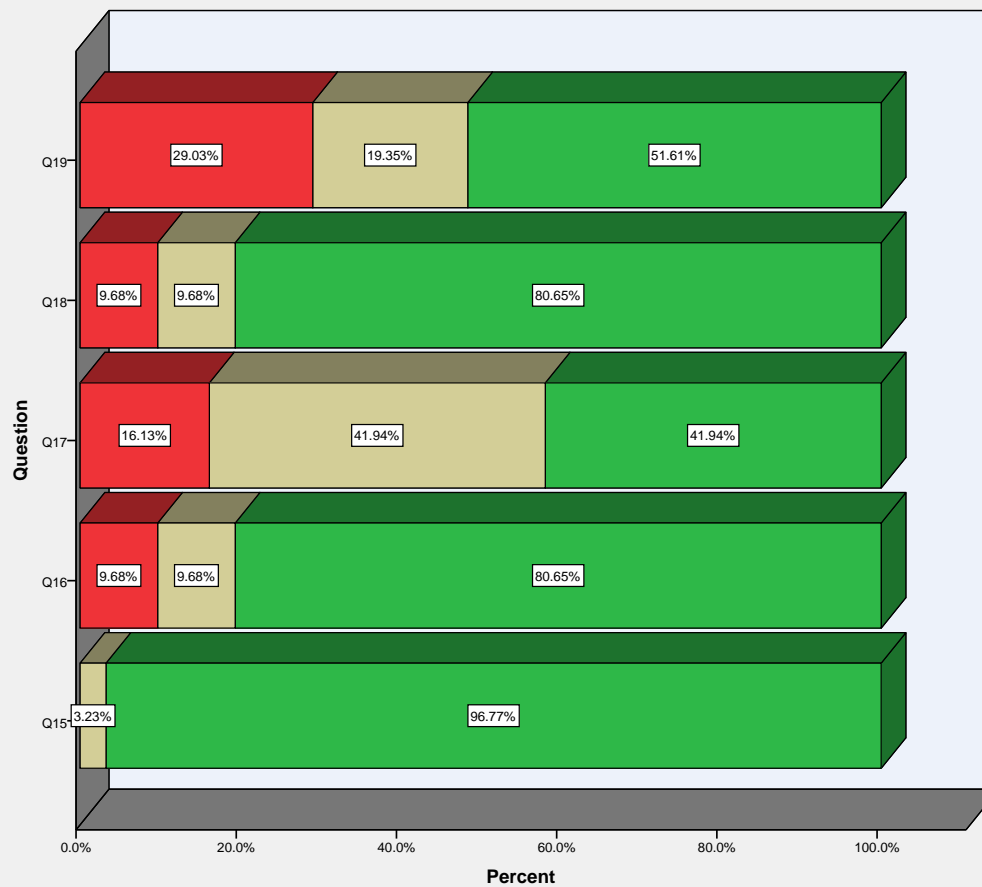
About my School: Questions 6 to 9 inclusive

Yes
No
Don't know




About my Learning: Questions 10 to 14 inclusive.

Yes
No
Don't know



About my Learning: Questions 15 to 19 inclusive

Yes
No
Don't know



Other Information: Questions 20 to 23 inclusive

Yes
No
Don't know